



# DEFENDER™ 5000

Floor Scales



Powder coated carbon steel platform shown with TD52P indicator



Stainless steel platform shown with TD52XW indicator



## *Floor Scales for Standard Industrial Applications*

Defender 5000 Series Floor Scales meet advanced weighing needs in industrial and commercial use. Their high-quality construction is designed to minimize flexing under heavy loads for years of dependable performance. The indicator features software for Counting, Checkweighing, Accumulation, Display Hold and other modes. Stainless steel bases include IP68 loadcells for wet areas. Ramps and mounting plates are available.

### *Unique Features:*

- Powder coated carbon steel, treaded or 304 stainless steel, flat surface decks with four alloy steel load cells, fixed top plate (5 mm / 0.196 in. thick) with structural bracing for stiff construction.
- Platforms available from in sizes of 3 x 3 ft and 4 x 4 ft, and capacities from 2,500 lb to 5,000 lb with up to NTEP certified 5,000e performance, allowing greater flexibility for your weighing needs.
- Equipped with new TD52 series indicator featuring an easy-to-use keypad, large backlit display, and plain text on-screen prompts which guide you through operation.
- Four alloy steel shear beam load cells with top-adjustable height swiveling ball-in-cup design feet to ease installation. Stainless steel bases feature washdown IP68 loadcells for wet area use.

# DEFENDER™ 5000 Floor Scales

## Specifications

Scale Models (Powder coated)	i-DF52P2500B1R i-DF52XW2500B1R	i-DF52P2500B1L i-DF52XW2500B1L	i-DF52P5000B1L i-DF52XW5000B1L
Capacity x Readability	2,500 lb x 0.5 lb 1,250 kg x 0.2 kg	2,500 lb x 0.5 lb 1,250 kg x 0.2 kg	5,000 lb x 1 lb 2,500 kg x 0.5 kg
NTEP Certified Resolution	1:5,000		
Platform Size (A x B x min H)	3 ft x 3 ft x 3.5 in	4 ft x 4 ft x 3.5 in	
Platform Material	Powder coated carbon steel, raised treaded surface, fixed top plate 5mm / 0.196 in thick		
Indicator	ABS plastic indicator (TD52P) or 304 stainless steel indicator (TD52XW)		
Display	Dot matrix LCD with white LED backlight, 256 x 80 pixels		
Keyboard	6 function, 5 soft keys, 12 alpha numeric membrane switches		
Load Cell Model	4 x alloy steel, shear beam, NTEP Class III M		
Load Cell Capacity Emax	550 kg	550 kg	1,100 kg
Load Cell Output Impedance	350 ohm ± 3.5 ohm		
Load Cell Excitation Voltage	5V ~ 15V, DC/AC		
Junction Box	IP65, 304 stainless steel, with 20' EasyConnect cable		
Net Weight	225 lb / 102 kg	269 lb / 122 kg	
Approx. Shipping Weight	258 lb / 117 kg	302 lb / 137 kg	
Shipping Dimension (W x L x H)	4.2 x 4.2 x 0.9 ft 129 x 129 x 27 cm		
Weighing Units	lb, kg, metric tonnes, short ton, custom unit		
Application Modes	Weighing, Percent Weighing, Piece Counting with Optimized APW, Checkweighing/Checkcounting, Filling, Dynamic Weighing/Display Hold		
Displays	Dot matrix LCD with white LED backlight, 256 x 80 pixels		
Interface	Standard RS232, Optional Ethernet, WiFi/Bluetooth, RS232/RS485/USB Device, USB Host, Analog Output, 2 In/4 Out Discrete I/O		
Power	100-240 VAC / 50/60 Hz Universal Power Supply, Rechargeable Lithium battery (Optional, 10-hour operation on full charge)		
Maximum Central Load	160% of maximum capacity		
Safe Endload Capacity	100% of maximum capacity		
Operating Temperature	14°F – 104°F / -10°C – 40°C, 85%RH, non-condensing		
Feet	4 x self-swiveling ball-in-cup design with rubber bottom, adjustable height top leveling		
Accessories	Ramps, Mounting Foot Plates, Floor Columns		

# DEFENDER™ 5000 Floor Scales

## Specifications

Scale Models (Stainless steel)	i-DF52XW2500C1R	i-DF52XW2500C1L	i-DF52XW5000C1L
Capacity x Readability	2,500 lb x 0.5 lb 1,250 kg x 0.2 kg	2,500 lb x 0.5 lb 1,250 kg x 0.2 kg	5,000 lb x 1 lb 2,500 kg x 0.5 kg
NTEP Certified Resolution	1:5,000		
Platform Size (A x B x min H)	3 ft x 3 ft x 3.5 in	4 ft x 4 ft x 3.5 in	
Platform Material	Stainless steel, sand-blasted flat surface, fixed top plate 5mm / 0.196 in thick		
Indicator	IP68 stainless steel indicator (TD52XW)		
Display	Dot matrix LCD with white LED backlight, 256 x 80 pixels		
Keyboard	6 function, 5 soft keys, 12 alpha numeric membrane switches		
Load Cell Model	4 x IP68 alloy steel, shear beam, NTEP Class III M		
Load Cell Capacity Emax	550 kg	550 kg	1,100 kg
Load Cell Output Impedance	350 ohm ± 3.5 ohm		
Load Cell Excitation Voltage	5V ~ 15V, DC/AC		
Junction Box	IP68, 304 stainless steel, with 20' EasyConnect cable		
Net Weight	216 lb / 98 kg	260 lb / 118 kg	
Approx. Shipping Weight	247 lb / 112 kg	291 lb / 132 kg	
Shipping Dimension (W x L x H)	4.2 x 4.2 x 0.9 ft 129 x 129 x 27 cm		
Weighing Units	lb, kg, metric tonnes, short ton, custom unit		
Application Modes	Weighing, Percent Weighing, Piece Counting with Optimized APW, Checkweighing/Checkcounting, Filling, Dynamic Weighing/Display Hold		
Displays	Dot matrix LCD with white LED backlight, 256 x 80 pixels		
Interface	Standard RS232, Optional Ethernet, WiFi/Bluetooth, RS232/RS485/USB Device, USB Host, Analog Output, 2 In/4 Out Discrete I/O		
Power	100-240 VAC / 50/60 Hz Universal Power Supply, Rechargeable Lithium battery (Optional, 10-hour operation on full charge)		
Maximum Central Load	160% of maximum capacity		
Safe Endload Capacity	100% of maximum capacity		
Operating Temperature	14°F - 104°F / -10°C - 40°C, 85%RH, non-condensing		
Feet	4 x self-swiveling ball-in-cup design with rubber bottom, adjustable height top leveling		
Accessories	Ramps, Mounting Foot Plates, Floor Columns		

# DEFENDER™ 5000 Floor Scales

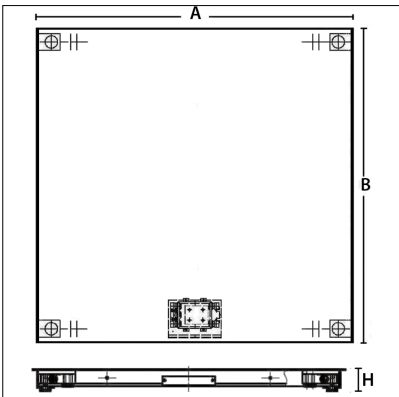
## Other Standard Features and Equipment

Eyebolts (included), side-access IP65 or IP68 stainless steel junction box and sealed loadcells, protected internal wiring (included). Line cord and internal switching power supply (included - can also be run on optional battery power). Indicator features up to 50,000 items in library memory, can administrate up to 1,000 users and supports Zebra barcode label printing. Additional data connections, ramps, loadcell cable extenders, foot plates and indicator stands (available as options)

## Accessories

Foot Plate Kit Painted Steel for i-DFxxxB1x .....	.72198344	Ethernet Kit, TD52 .....	.30429666
Foot Plate Kit Stainless Steel for i-DFxxxC1x .....	.72198345	USB Host for Flash Drive .....	.30572923
Ramp Kit 36" Painted Steel for i-DFxxxB1R .....	.30812889	In-use Cover Kit, TD52P .....	.30424022
Ramp Kit 48" Painted Steel for i-DFxxxB1L .....	.80252565	In-use Cover Kit, TD52XW .....	.30424023
Ramp Kit 36" Stainless Steel for i-DFxxxC1R .....	.30812890	Floor Scale Column Kit Painted .....	.30531244
Ramp Kit 48" Stainless Steel for i-DFxxxC1L .....	.30812891	Floor Scale Column Kit SST .....	.30539553
Battery Kit, Li-ion, TD52 .....	.30424405	Printer Holder Kit, D52 .....	.30424025
USB Host for Dongle, TD52 .....	.30424406	Thermal Printer STP-103 .....	.80251992
WiFi/BT Dongle, OHAUS (Requires 30424406) .....	.30412537	SF40A Printer .....	.30064203
I/O with Relay (2 In/4 Out) .....	.30097591	Cable RS232 TD52P .....	.80500525
Light Tower, 3 Colors, 243mm, IP65 (Requires 30097591) .	.30424021	Cable RS232 TD52XW .....	.80500552
Analog Output Kit, TD52 .....	.30424403	Auxiliary display AD7-RS .....	.30472064
Second RS232/RS485/USB Kit, TD52 .....	.30424404	Printer Zebra Label GK420T .....	.30611855
		Datalogic Barcode Scanner QD2131 .....	.30593703

## Outline Dimensions (Platform Size) Compliance

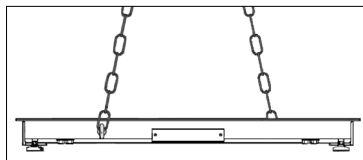


- **Metrology:** Indicator: NTEP: CC 18-065 Class III; Load Cell: NTEP: CC 13-081, Platform: NTEP: CC 08-048A2
- **Product Safety:** UL61010-1; CAN/CSA C22.2 61010-1; IEC/EN 61010-1
- **Electromagnetic Compatibility:** FCC Part 15 Class A; Canada ICES-003 Class A; IEC/EN 61326-1 Class B, basic environments
- **Ingress Protection:** IEC 60529 – IP68 for TD52XW indicator, IEC 60529 – IP68 for SLB215 load cells and junction box used in stainless steel floor scale, IEC 60529 – IP65 for junction box used in painted steel floor scale
- **Other:** WEEE, RoHS


## Structural Features



Design features welded steel ribs and channels for structural stiffness



Carbon steel eyebolts included for easy installation



Top access to foot height adjustment screws makes leveling easy



Stainless steel feet with rubber bottoms are attached to each load cell – ball-in-cup design makes feet self-swiveling and base easier to install

## OHAUS CORPORATION

Tel: 800.672.7722  
973.377.9000  
Fax: 973.944.7177

[www.ohaus.com](http://www.ohaus.com)

With offices throughout Europe, Asia, and Latin America

The management system governing the manufacture of this product is ISO 9001: 2015 certified.

